

Europe Region

The Europe Region has 1.2 million members in 39 countries. The countries in the Europe Region are: Armenia, Austria, Belarus, Belgium, Cyprus, Czech Republic, Denmark, Estonia, Finland, France, Georgia, Germany, Greece, Hungary, Iceland, Ireland, Israel, Italy, Latvia, Liechtenstein, Lithuania, Luxembourg, Malta, Monaco, Netherlands, Norway, Poland, Portugal, Romania, Russian Federation, San Marino, Slovak Republic, Slovenia, Spain, Sweden, Switzerland, Turkey, Ukraine and United Kingdom.

Crafts

Venetian Masks- The city of Venice in Italy is famous for its spectacular masks that are worn during Carnevale Di Venezia, which begins



two weeks before Ash Wednesday and ends on Shrove Tuesday.


There are many different designs for the masks, some cover the entire face and others only cover the eyes and part of the nose.

These masks have become a lot more elaborate over time featuring gold leaf and jewels, etc. Have a go at making your own Venetian mask.

You can buy masks from many

craft shops that you could decorate or you could even go further and make your own out of papier-mache which is the material many of the masks are made out of.

Stained Glass Windows- Stained glass windows are found in Churches all over Europe. They often show pictures depicting stories from the Bible or they can just be decorative. Make your own stained glass windows. Get some thick black card and cut it into the shape of the window you would like, cut some shapes out



and stick different coloured tissue paper over the holes. When you are finished stick it to a window and see how the light shines through the coloured paper. You could take it further and make edible stained glass windows. For these you would need tin foil, baking trays, black liquorice laces and coloured boiled sweets. Cover the trays with tin foil and place the laces on in window shapes. Crush the boiled sweets and place in the 'window frames'. Put the trays in a moderately hot oven until the sweets have melted. When melted take out and allow to cool. Remove from the foil and eat your window!



La Tomatina Bean Bags- La Tomatina is a massive food fight that takes place on the last Wednesday of August every year in a town called Bunol in the Valencia region of Spain. The reasons behind why the tomato fight became a tradition varies but it is a very popular festival. There are approximately 150,000 tomatoes used during the fight! Why not have your own clean tomatina? You will

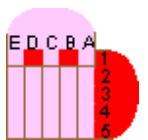
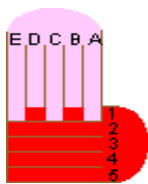
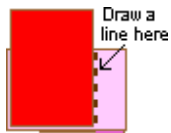
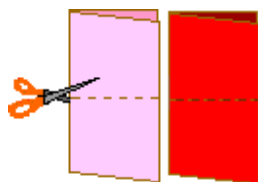
need red felt which you cut into equal sized circles. Sew both the circles together leaving a little gap at the top to put rice inside and then sew up after. Add a green felt star on the top to make it look tomato like and then begin your food fight!

Edible Snails- 'Escargot' or snails in English are a very popular dish in many restaurants in France. They are often taken out of their shells, cooked in garlic butter and then placed back in their shells for serving. Have any of you tried snails? Please be aware that not all snails can be eaten and they can sometimes contain toxic substances in them. Why not make your own sweet version of our shell friends? Get some white rolled icing and roll it into a sausage shape. Then get a different colour and roll into a longer sausage shape. With the second one



wind it up to make it look like a snails shell and stick on top of the white piece. Add some silver balls for eyes and use writing icing to draw a smile on your snail. Then you can eat your tasty slithering friend!

Woven Heart Basket- These heart baskets are quite often used at Christmas and are a lovely gift when filled with chocolates or sweets. For



this craft you need two pieces of paper, which are two different colours and are the same size. Fold your two pieces of paper in half and then cut them in half like the diagram. Then place your two folded rectangles on top of each and then turn them 90°. Then draw a line down the side of the top rectangle onto the piece underneath. Place the rectangles on top of each other making sure the folds of the rectangles are on top of each other. Now draw some strips on your rectangles, making sure the strips are at least 2cm wide so they don't break and draw an arch design across the top (see the template at the end of the pack). Now cut along the dotted lines. Now for the weaving to begin. Start by weaving strip 1 through slit A, around slit B, through slit C, and so on until the row is finished and then push this row to where the slits end. Continue weaving next with strip B. Weave it through slit 1, around strip 2, through slit 3, and so on until the rows are finished. Continue until all the rows are finished. Now you can add a handle, which you can stick to the front and back of

the basket.

Food

Many of you have probably tried some food from the Europe Region but there are lots more to try!

- Haggis
- Snails (Not the sweet kind ☺)
- Frogs Legs

- Paella
- Pasta
- Pizza
- Deep Fried Mars Bar
- Borscht (Beetroot Soup)
- Gravlax (Salmon and Dill)
- Greek Salad
- Spaghettieis (Ice cream made to look like spaghetti served with strawberry sauce and white chocolate shavings to look like spaghetti bolognese!)
- Cheeses
- Chocolates!!




Don't forget to have a traditional Sunday lunch in your European Regions food tasting! If you have visited some of the countries in the European Region tell your group what you ate while you were there. What countries food is your favourite?

Learning



Europe Region Members- Look at the other members of the Europe Region and compare them to your own unit. Do they have Rainbows, Brownies and Guides like us? You could even try and do an interest badge that they do if your leader can find some info. Have any of you ever been on an international camp and met any other members from the Europe Region?

Books and Films- You've probably watched a film or read a book about at least one of the countries in the Europe Region. If you have and you have a favourite you could do a review on what you thought about it and why you liked it. Do you think it gives an accurate picture of the country it is about?





Holidays- Have you ever visited any of the countries that are members of the Europe Region? Where did you visit? Did you see any famous landmarks? Why not make a poster about your holiday with photos from your trip? If you have never been on holiday to a country in the Europe Region then you could always do a poster about a country you would like to visit. Get some pictures of things you'd like to see and plan what you would want to do.

Kings and Queens- Europe is famous for its monarchs. Not all of the countries still have a King or Queen but may have in the past. You could take a look at our own Kings and Queens and see why some are famous for more than just being royalty! Or you could learn about another countries royal family. Some countries still have their Kings and Queens in power but others removed theirs. You could take a look at a country that removed their royal family and what happened.



Greek Gods Vs. Roman Gods- The Ancient Greeks and the Ancient Romans believed in Gods and Goddesses who ruled every part of their world.

There was a God for everything they needed to explain in their day-to-day lives. The Romans also believed in Gods and Goddesses to explain their world. Many Gods and Goddesses in the Greek World have a counterpart in the Roman World. For example, the God of the sea in the Greek world is Poseidon and in the Roman world is Neptune. Choose one of the Gods in the Greek world and compare it to its counterpart in the Roman world.

